



Feeder house drum height  
down for beans

# Machine changes for beans STS




STS always use 22 tooth sprocket  
Walker machines  
small sprocket, unless feeding problem  
then change to large sprocket



Low range 210 to 550  
High range 380 to 1000  
Use lowest range possible



When going to beans set back  
shaft speed to 520 for 9000  
series machines



Move cob deflector  
to small grain position



Feed accelerator drive pulleys, high speed  
Move to inside set of pulleys for high speed  
Change to outside set of pulleys to reduce  
seed damage in dry conditions.




Chopper stationary knives  
All the way in on beans  
or 1/2 way if power is an issue




Chopper drive belt pulleys, high speed  
Move belt to outside set of pulleys

# Machine changes for corn STS

Feeder house drum height  
up for corn




STS always 22 tooth  
Walker machines  
small sprocket on corn



Low range 210 to 550  
High range 380 to 1000  
Use lowest range possible  
(Same for walker machines)




Change oil at beginning of corn  
SAE 80W140 GL5 Synthetic



Move cob deflector  
To corn position



Feed accelerator drive pulleys-low speed  
Move belt to outside set of pulleys for low speed



Chopper stationary knives  
Always out on corn



Chopper drive belt pulleys-low speed  
Move belt to inside set of pulleys